


## TECHNICAL INFORMATION



### MEDIDUCT® M2

Our Mediduct M2 flush healthcare IPS unit is the perfect solution for any healthcare setting where hand washing is necessary.

- Manufactured from Solid Grade Laminate (SGL) with Sanitised Actifresh technology
- Available in full-height or low-height configurations
- Made-to-measure
- Available as boxed out, recessed, between walls or with 1 return end
- Rebated corners for stability
- Hinged and lockable access panels for easy access to internals for maintenance
- Flush recessed doors reduce the risk of bacteria growth
- Frameless unit supplied pre-assembled for easy install
- Compliant to HBN00-10 Part C



A wide range of HTM64/HBN00-10 Part C compliant sanitaryware options available

Discover healthcare sanitaryware here



Scan me

# MEDIDUCT<sup>®</sup> M2 DETAILS

## MATERIAL

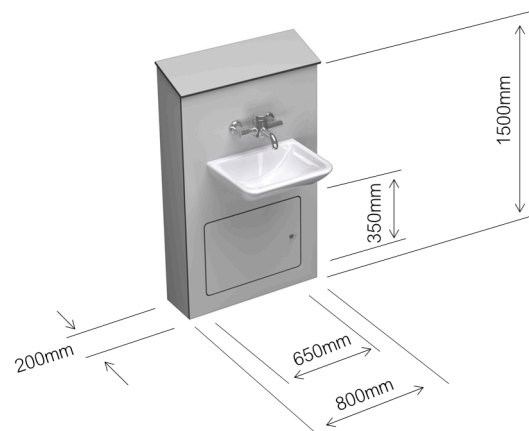
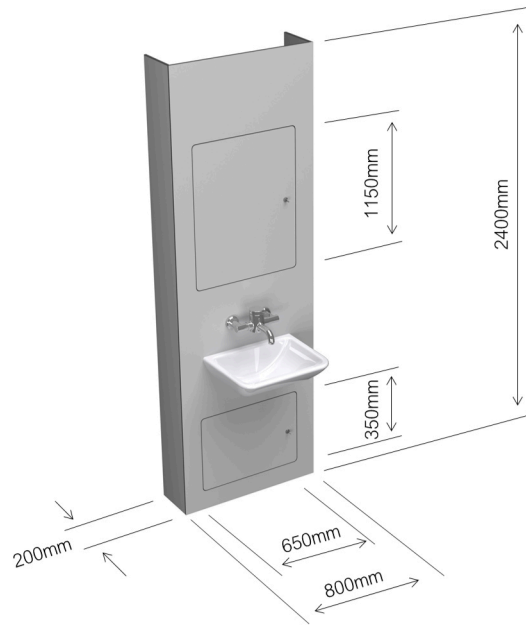
13mm Solid Grade Laminate (SGL)  
SGL is extremely resistant against impact and its surfaces are impervious to water  
All panels benefit from Sanitised Actifresh technology that eliminates 99.9% of bacteria  
Panels have machined black radiused edges  
Available in a range of standard colours

## FITTINGS

Panel Lock with various key options  
Blum hinges on both access panels  
Option for draft-resistant rubber seal for inside of access panels  
Metal L-Bracketry mounted to SGL Frame for solidity  
Push-on/Pull-Off clips for unit lid on low-height configuration for access to internals

## OPTIONS

Option to go up to 2800mm high with additional Ceiling Pelmet  
A wide range of HTM compliant sanitaryware options available to suit a range of requirements  
Available pre-drilled to suit sanitaryware specification



## MEDIDUCT<sup>®</sup> M2

### Standard heights

(A) Full Height	2400mm to 2600mm
(B) Low Height	1200mm to 1500mm

### Standard depth

Standard	100mm to 300mm
----------	----------------

### Standard width

Standard	700mm to 900mm
----------	----------------

### Frame Type

Frameless (pre-built ready to install)

### Access Panels

Top Panel	Hinged & Lockable
Middle Panel	Fixed
Bottom Panel	Hinged & Lockable

### Corner Detail

Rebated corners

Fully Compliant to HBN00-10 Part C

# DIMENSIONS

\*All measurements in millimetres.